


# Exciting Educational Modules

## Themed Modules Available



## 1. Around the World – Let's Visit Italy


*Fly to Italy to learn the language, meet Giuseppe the Pizza Chef, build The Leaning Tower of Pisa and dance the Tarantella. Ciao!*

**Get Active** – Taking off in an aeroplane takes skill and balance. The children love to fly high, low and through the clouds. After learning about the Leaning Tower of Pisa, the children participate in making their own Leaning Tower. The children are thrilled to count the blocks which make up the record breaking tower.

**Be a Character** – The children imagine they are tourists, taking photos of the attractions around Italy. They are always excited to meet Giuseppe the Pizza Chef and assist him with a special pizza order.

**Make Music** – Learning to speak Italian, we all sing the Italian Hello Song, "Ciao buon giorno". The children have fun playing the tambourine, which assists them in learning the steps and strong beats of the Italian Tarantella dance.

**Sort it Out** – There are many things to "sort out" in Italy! Looking at the big world map, the children find Italy, when Cheeky Monkey takes flight over the ocean and lands in a country on the other side of the world. The children learn the colours of the Italian Flag and through the process of elimination; they discover who the lucky flag bearer is. Upon meeting Giuseppe the Pizza Chef, the children are enthusiastic to assist him by following the special pizza order. They match the colours and pictures to the ingredients and make the perfect pizza.



## 2. Around the World - Let's Visit Hawaii

*Aloha! Catch a wave as you learn to surf.  
Listen to the sound of the giant shell, beat the drum and dance the hula.*

**Get Active** – The children love flying to Hawaii, going to the beach and looking for waves to surf. Surfing on their shape "surf boards" develops balance and co-ordination skills. However, the best part is falling off!


**Be a Character** – Champion hula and limbo dancers entertain us with their tribal twists and wiggles. The children are enthralled while moving to the beat of the music.

**Make Music** – The sound of light and heavy beats work together, as the children play their drums in time with the island rhythms. They are all excited by the sound of the conch shell and can't believe how loud a shell can be played.

**Sort it Out** – As the children collect shells from the suitcase, they discuss the many different types found. This is a wonderful sorting activity focusing on colours, numbers and shapes.

# Exciting Educational Modules

## Themed Modules Available



### 3. Aussie Outback

*Aussie, Aussie, Aussie! Oy, Oy, Oy!*

*Help the Aussie Outback by bringing on the rain. Race the baby koalas, rescue the crocodile eggs and join in the bush dance.*

**Get Active** – Rescuing the animals takes team work and skill. See how many rescue rings we can throw the animals before the crocodile wakes up.

**Be a Character** – Cleverly choreographed with fun actions and steps, everyone sings along and joins in a bush dance to a real Aussie favourite.

**Make Music** – We venture off to the middle of Australia where it hasn't rained for 5 years. Cheeky Monkey takes his magical didgeridoo and welcomes the help of the children and other visiting musical animals to join in. Hooray for the rain!

**Sort it Out** – The racing koalas are off! Which coloured team will have the most koalas on their racing stick? The children love packing Nellie the Koalas lunch. However, her strict diet of roasted gum leaves must be sorted by numbers.



### 4. A Pirate's Life

*Listen to Polly the parrot and follow the clues to the treasure.*

*Row the boat, walk the plank, even catch some fish, but watch out for crocodiles!*

**Get Active** – The children love rowing the boat to Cheeky Monkey Island. The only way off the boat is to walk the plank being careful not to fall into the wild sea waves.

**Be a Character** – *Ahar!* All children love being pirates looking for lost treasure. Keeping a watchful eye out for Captain Blackboots, the children perform the pirate treasure dance in search of "X" marking the spot.

**Make Music** – Lots of fun is had with favourite songs of the sea and what lies beneath. Meeting the 5 crazy Monkey Brothers assists with a fun version of the popular Monkey and Crocodile song.

**Sort it Out** – Polly the Parrot will lead the children to the Treasure where Cheeky Monkey's stolen gems and golden coins are found. The children are always willing to help match the gems and return them to their rightful owner.



## 5. Circus Circus

*Abacadabra, let's make magic!  
Meet the Ring Master with his silly whistle and the  
clever juggling Clown. Have fun being a Monkey, Lion or Elephant!*

**Get Active** – Through the use of imagination, the children explore music interpretation and learn how different circus characters can come alive with the sound of wonderful music. Be a clown, Elephant, Monkey, Tightrope walker, Lion, Dancing Pony and whatever else the music tells us.

**Be a Character** – *"Ladies and Gentleman, boys and girls. Welcome to the Circus"*. A clown is a favourite circus character to perform and always puts a smile on the children's faces. The children will develop the character of a clown and perform with a "magic disappearing scarf". Introduce the children to different faces of the stage. How many different expressions can we show?

**Make Music** – The sound of a slide whistle and bicycle clown horn gets the children in a happy mood. Songs with smiles and happy sounds create a friendly atmosphere to share.

**Sort it Out** – Abacadabra! You never know what you will find in "The Magic Hats". Help the Magician make magic and guess what has appeared in the hat. The children are given clues to help them solve the mystery of the magic. Is it food, clothing, an animal or something you find at a circus? The children are always excited to figure it out. Another sorting activity depends on the children's ability to know their shapes and colours. A selection of shapes in varying sizes will cleverly create a picture from the circus. Who will be the first child to announce what the circus picture is of?



## 6. Rainy Days

*Be sure to have your gumboots and umbrella as you listen  
to the rain and loud thunder. Play with the frogs on their  
lily pads and count the colours of the rainbow.*

**Get Active** – Jumping in the puddles takes great co-ordination and skill. The children love to balance frogs on their heads and return them home to the correct lily pad.

**Be a Character** –. The children enjoy the story of Cheeky Monkey and his smelly jumper. The introduction of different animals helps the children to interact with the storyline, by mimicking each of the entertaining characters. You won't believe the funny twist in the story when his jumper is finally washed in the river.

**Make Music** – The children love to make pitter patter rain and loud thunder sounds with the clap sticks. Wonderful beats with varying tempos and volumes are played to the tunes of wet themed songs.

**Sort it Out** – So many frogs but not enough lily pads. The children have to place the correct number of frogs on the lily pads, being careful not to overpopulate each one. Cheeky Monkey's suitcase is all mixed up with clothes for different seasons. Help Cheeky Monkey pack for a wet day out.



## 7. Build It Up

*Let's help Cheeky Monkey build his new tree house.  
There are lots of tools to use and tonnes of jobs to complete.  
What colour should we make his new floor?*

**Get Active** – Let's get to work and check off the jobs that need completing. Hammer the nails, saw the wood, stir the paint, climb the ladder, fix the roof... The children love joining in and working as a team.

**Be a Character** – Taking on the role of "Fix it Kid", the children enjoy participating in the building dance that has them moving like a builder and the tools they use.

**Make Music** – The clap sticks are a great way to practise the different tool actions. We can whistle while we work, and sing building songs that play with the clap sticks in many different ways.

**Sort it Out** – What a mess Cheeky Monkey has made! The children love to get their hands on all the tools and help to sort them out on the sorting mat. Cheeky Monkey has requested a new floor for his tree house. The children are encouraged to design a pattern using the felt squares and construct the new floor using "real" floor tiles. They love to help with their hand hammers!



## 8. Witchy Work


**"Bibble and Bobble with magic real cool  
Let's make a rainbow that children can swirl."  
Meet Esmeralda the Spider, mix a special potion and fly away on a broomstick.**

**Get Active** – Join in the fun of the "Witchy" Hat Dance. Skip, dance and weave in and out of the hats while the music gets faster and faster. Bounce the mini pumpkins off the parachute and watch them fly. Find the missing creatures that are hiding under the hats. Who found the dragon egg? The children have to use their memory skills to play this game.

**Be a Character** – The friendly witch and her pet Esmeralda teach the children how to laugh, count, skip and smile. She loves to trick and treat the children.

**Make Music** – Enjoy giving the maracas a shake to some popular tunes that celebrate witches, goblins and spiders.

**Sort it Out** – All children wish they could learn a magic spell to make something appear. With the help of some colourful ingredients, a magic rhyme and lots of imagination, the children magically make rainbows appear.



## 9. Under the Sea

*Row your boat out to sea and be careful not to sink!  
Go whale watching and sort the clam shells  
hiding in the colourful seaweed*

**Get Active** – The children enjoy a fun rowing activity with the parachute as they change speeds and directions when it gets too rough at sea. Going “Under the Sea” builds the children’s confidence as they venture under the blue ocean fabric.

**Be a Character** – Performing a colourful dance with seaweed ribbons, the children use their imagination to create all the different animals and characters that we find in the water.

**Make Music** – Songs about the ocean, fish and sailors encourage the children to participate and sing along as the themed props help with the story.

**Sort it Out** – There is great excitement when the turtles are introduced. The children love sorting the different sized turtles and placing them into their family groups. The colourful clam shells help to develop the children’s fine motor skills as they match the pairs and clip them together.



## 10. Healthy Food Party

*Hooray for Cheeky Monkey, it's his 4<sup>th</sup> Birthday.  
Help make his cake, sort the presents and organise the  
healthy snacks. Don't miss out on this celebration!*

**Get Active** – The children love learning new party games as well as the old favourites with a special twist. Organising a party to remember and setting the table has never been done with such excitement.

**Be a Character** -The children relate to turning 4 years of age as they thrill at the idea of surprising Cheeky Monkey with a memorable visit. Getting ready to “party” promotes positive learning that the children are enthusiastic to embrace.

**Make Music** – While waiting for the cake to cook, singing in the kitchen is a fun way to pass the time with spoons and triangles. Once the cake is decorated, the children sing about counting the candles and having a Happy Birthday.

**Sort it Out** – Following the Banana cake recipe is lots of fun, especially when the children see the amazing end result. Sorting the party food is an important part of teaching the children about healthy eating. Don’t forget the presents! The children help by sorting the many lids and boxes that need to be filled with special gifts for Cheeky Monkey.



## 11. On the Farm

*Round 'em up and rooster has crowed.  
It's time to milk the cows and collect the eggs.  
Which animal wants to share their home with the pigs?*

**Get Active** – So many animals and not enough paddocks. The farmer needs to build fences to sort out the animals. Collecting the eggs has never been so much fun as the children balance them on their extra large spoons.

**Be a Character** – Let's be farmers and work on the land. There are many jobs to complete like milking the cows, riding the horse and rounding up the sheep. Yee har!

**Make Music** – Ring the cow bell and hear the rooster crow, it's time to wake up. The children join in and sing about a scarecrow keeping the birds away from the vegetable garden. Hear the maracas shake as they sing and dance to the groovy "Baa Baa Black".

**Sort it Out** – The eggs are all broken! We can help the farmer and put the special eggs back together, complete with egg white and yolk. The children decide which animals belong together while sorting the large variety of farm favourites.



## 12. Spaced Out!

*Blast off to outer space and float on the moon.  
Shoot for the stars and meet the friendly space frog.  
Learn about the planets and why Earth is so special.*

**Get Active** – Bounce Earth, Jupiter, Mars and the other planets on the parachute. Release the rocket launcher and collect the space rocks. Watch out for any Alien Encounters!

**Be a Character** – Float on the Moon and enjoy being an astronaut. Learn the actions of the cheeky aliens and the movements of the robots in space.

**Make Music** – Count down with the Xylophone as the rockets blast off to space and beyond. *Star light, Star Bright first Star I see tonight.* Watch the stars twinkle, make a special wish and catch a falling star.

**Sort it Out** – The children love being Alien Artists and designing their own Alien creatures. How many legs and eyes will their alien have? Be creative with the Rocket Transformer Felts and discover the different pictures that can be created. Sort the Space Rocks and learn which planet they are from.